

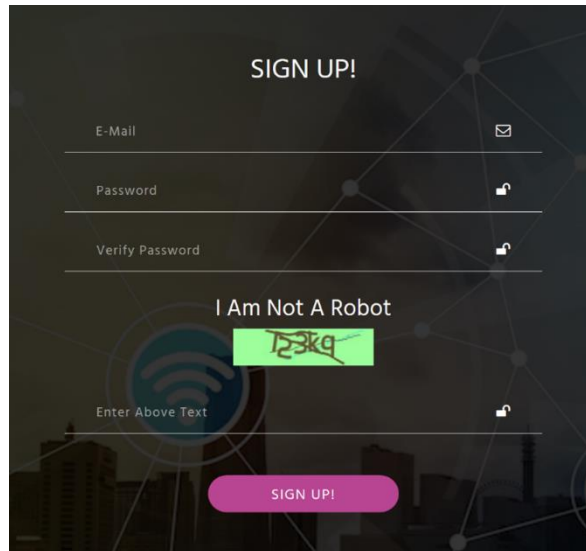
# Smart-View FDM

## Getting Started Guide



## Register

1. Visit the FDM SmartView address in your web browser  
<https://fdm.smartviewtechnology.co.za/>
2. Click SIGN UP & enter the required information to register.



The image shows a registration form titled "SIGN UP!". It contains the following fields and elements:

- E-Mail field with an envelope icon.
- Password field with a lock icon.
- Verify Password field with a lock icon.
- "I Am Not A Robot" section with a green box containing the text "12345" and a lock icon.
- "Enter Above Text" field with a lock icon.
- A pink "SIGN UP!" button at the bottom.

3. You will then receive an email click the **Do this Next** button.

### Welcome!

Thanks for trying **Smart-View**. We're thrilled to have you on board.

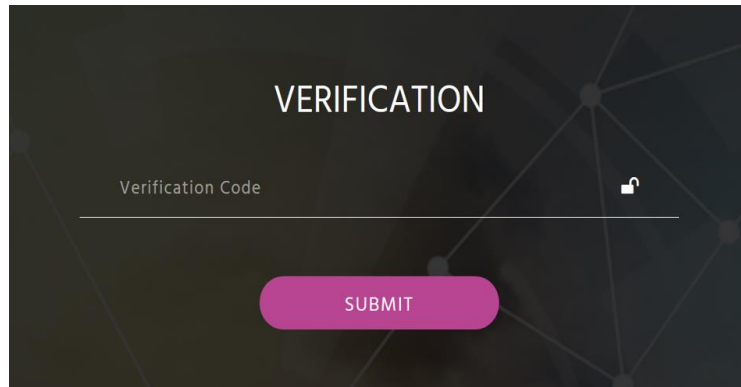
To get the most out of **Smart-View**, do this primary next step:

[Do this Next](#)

For reference, here's your login information:

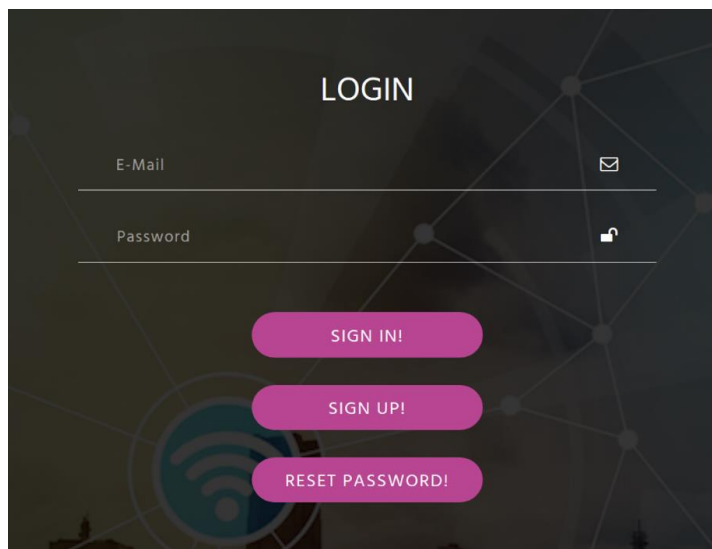
Login Page: <https://fdm.smartviewtechnology.co.za>  
Password: 123  
Verification Code: 28982

4. Enter the verification code provided to your email address.



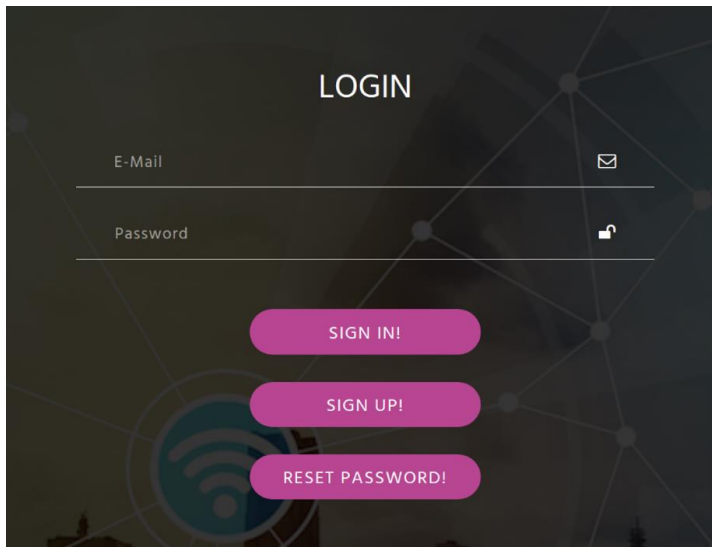
A dark-themed verification form with a network background. The title "VERIFICATION" is centered at the top. Below it is a text input field labeled "Verification Code" with a lock icon on the right. A pink "SUBMIT" button is centered below the input field.

5. You are now ready to SIGN IN.

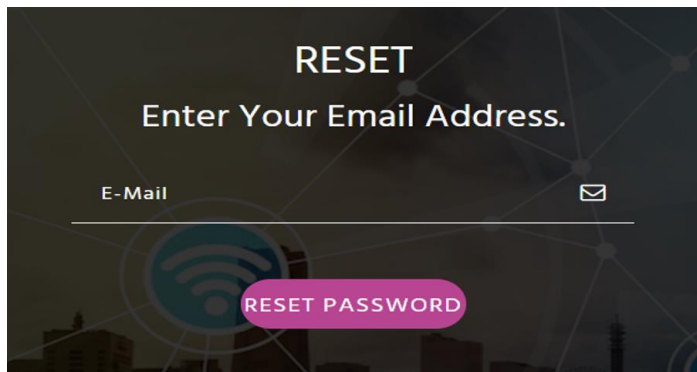


A dark-themed login form with a network background. The title "LOGIN" is centered at the top. Below it are two text input fields: "E-Mail" with an envelope icon and "Password" with a lock icon. Below the input fields are three pink buttons: "SIGN IN!", "SIGN UP!", and "RESET PASSWORD!".

## 6. Reset Password.



In the event that the user forgot their password, they will have to click on the *RESET PASSWORD*, promptly this will allow the user to input their registered email address where the link with reset password details will be sent, as depicted below:



After inputting the correct email address, i.e. registered email address, the email as depicted below will be sent with the password reset details.

**Hi**

You recently requested to reset your password for your account. Find your password below. If you did not request a password reset, please ignore this email or reply to let us know.

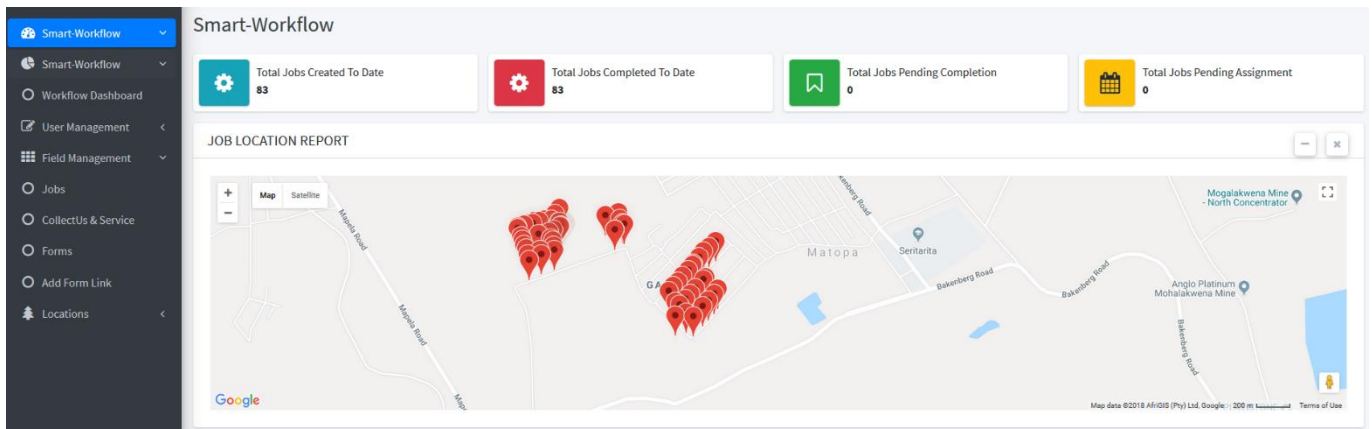
Smart-View, Login:

Do this Next

For reference, here's your login information:

Login Page: <https://fdm.smartviewtechnology.co.za>  
Password: 692013036

## 7. Field deployment management interface.



For more information on the field deployment graphical user interface please follow the standard operating procedure.